

810K-RC



- power to lift



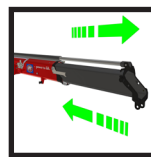


Loading group HC1/HD4/B3		810-K1	810-K2	810-K3	810-K4
Type				K-RC	
TECHNICAL DATA					
Load moment	tm	7.6	7.5	7.3	7.1
Hydraulic reach	m	5.3	7.3	9.1	11.0
Slewing torque	kgm		840		
Slewing angle	°		400		
Working pressure	bar		325		
Weight excl. stabilizer legs	kg	685	760	830	895
Weight of stabilizer legs, standard	kg		120		
Pump performance	l/min		40		
Oil capacity in tank fitted on crane	l		50		
Power consumption	kW		22		
GEOMETRY					
Height above mounting surface	mm	1910	1910	1910	1910
Width, folded	mm		2200		
Length of crane, no extra valves	mm		661		
Length with 2 extra valves in internal hose reel	mm		661		
Single Power Plus link arm system			Basic		
Over-bending on crane	°		15		
Hook height 1 m from column	m	2.76	2.67	2.58	2.5
CONTROL MODE					
Radio remote control of crane				Basic	
Manual operation of stabilizer functions				Basic	
Remote control box with HMF InfoCentre				Option	
Remote control box, linear control levers (L) or joysticks (J)				L / J	
CONTROLS					
RCL 5300 Safety System				Basic	
Control valve type (RC) for crane operation				Basic	
Control valve type (-h) for operation of stabilizer legs and beams				Basic	
HDL speed adaptation system				Basic	
OPTIONS: HYDRAULIC EQUIPMENT					
1000 kg hydraulic hoist on the crane				Option	
Hydraulically extensible stabilizer beam				Option	
Quick-release couplings for extra valves				Option	
Extra valves in hose guides				Option	
Extra valves in hose reels internally in the jib extensions				Option	
Extra valves in external hose reels				Option	
2 available functions (not with hydraulically extensible stabilizer beam)				Option	
2 or 4 radio remote controlled stabilizer functions				Option	
Biodegradable oil				Option	
50 l oil tank mounted on the crane				Option	
OTHER EQUIPMENT					
Number of manual extensions		1	1	1	1
Fixed or variable flow pump				Option	
Work light on crane				Option	
Work light operated from the remote control box				Option	
Fixed stabilizer legs type V				Option	
Manual swing-up stabilizer leg, type R 45°, 90°, 135°, 180°				Option	
Swing-up stabilizer leg, type GR 45°, 90°, 135°, 180° with gas spring				Option	
Mechanical limitation of the slewing area 210°				Option	



HMF RCL 5300

The safety system monitors the load moment of the crane as well as the vehicle stability and thereby, the safety of the crane operator.



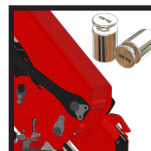
Oil Regeneration System

A particular hydraulic valve on the hydraulic extensions of the crane optimises the speed of the extension system.



Single Link Arm System

The HMF single Power Plus link arm system has an excellent lifting capacity at long reach and works particularly fast when loading and unloading with grab.



Excellent Power-to-Weight Ratio

Very low tare weight combined with high lifting capacity for high loading capacity and efficiency during loading and unloading.



HMF Radio Remote Control type RCS

(Remote Control Superior)

The HMF radio remote control, type RCS, is part of a unique operation and safety system TCC (Total Crane Control), which provides the operator with all advantages and possibilities for radio remote control of crane functions, important safety functions on the HMF RCL Safety System as well as sophisticated options and accessories.




Optimized Boom Geometry with Over-Bending

The boom system is equipped with single Power Plus link arm system on the jib, allowing a maximum load moment with stretched boom system. It is additionally fitted with a "genuine" HMF over-bending of 15° which means that the crane is capable of lifting the maximum capacity in the maximum over-bending position.



Internal Hose Routing

Internal hose routing both through the column and stabilizer beams gives the crane an elegant design which also provides maximum protection for the hoses from wear, sunlight and other mechanical stress.



Adaptable Stabilizer Solutions

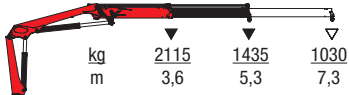
The crane's stabilizer legs are robust, easy to handle and require minimum space. You can choose between fixed stabilizer legs or manual swing-up stabilizer legs (45°, 90°, 135°, 180°) with or without gas spring. The stabilizer cylinder is adjustable by +/- 200 mm in height, with full stroke.




- power to lift



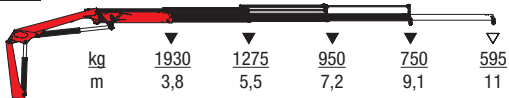
B10K1-RC



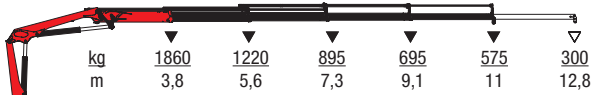
B10K2-RC



B10K3-RC



B10K4-RC



▼ Lifting capacity without manual extensions
 ▽ Lifting capacity with manual extensions



- power to lift
HMF Group A/S

Oddervej 200 · DK-8270 Højbjerg
 Tel.: +45 8627 0800 · info@hmf.dk

www.hmf.dk

Z008930-06

We reserve the right to introduce improvements and modifications